



Description & Features:

- Designed for sour gas applications requiring NACE Standards MR0175-2002 (NACE Standards MR0103-2003 available)
- Glycerin and H₂O filled case
- Blow out back plug
- Under and overload stops
- Wetted parts meet all hardness requirements
- ASME B40.100 compliant (EN837-1 available)
- CRN registered
- 5 year warranty

Applications:

- Sour gas applications requiring gauges that meet NACE International Standards



Specifications

Dial	4" (100mm) and 6" (150mm) aluminum with black and red markings
Case	304 SS
Lens	Laminated safety glass
Ring	304 SS, bayonet
Socket	316L SS (optional restrictor screw)
Connection	1/4" or 1/2" NPT, bottom or back
Bourdon Tube	316L SS
Movement	304 SS with under and overload stops
Pointer	Aluminum, anodized black, micrometer adjustable
Fill Liquid	Glycerin/H ₂ O
Over-pressure Limit	25% for pressures up to 1,450 psi (9,998 kPa), 15% for pressures over 1,450 psi (9,998 kPa)
Ambient/Process Temperature	Dry: -40°F to 250°F (-40°C to 120°C) Glycerin Water: -40°F to 150°F (-40°C to 65°C)
Accuracy	±1% ANSI/ASME Grade 1A
Enclosure Rating	IP66

Order Codes (products in bold are normally stock in North America)

Dial Size	4" (100mm)				6" (150mm)	
	1/4" Bottom	1/4" Back (LB)	1/2" Bottom	1/2" Back (LB)	1/2" Bottom	1/2" Back (LB)
30" Hg Vac/kPa	PN2640N	PN21090N	PN2655N	-	PN21100N	-
30"/0/15 psi/kPa	PN21036N	-	PN21044N	-	PN21101N	-
30"/0/30 psi/kPa	PN21037N	-	PN21045N	-	PN21102N	-
30"/0/60 psi/kPa	PN21038N	-	PN21046N	-	PN21103N	-
30"/0/100 psi/kPa	PN21039N	-	PN21047N	-	PN21104N	-
30"/0/150 psi/kPa	PN21040N	-	PN21048N	-	PN21105N	-
30"/0/200 psi/kPa	PN21042N	-	PN21050N	-	PN21106N	-
30"/0/300 psi/kPa	PN21043N	-	PN21051N	-	PN21107N	-
0/15 psi/kPa	PN2641N	PN21091N	PN2656N	-	PN21108N	-
0/30 psi/kPa	PN2642N	PN21092N	PN2657N	-	PN21109N	-
0/60 psi/kPa	PN2643N	PN21093N	PN2658N	-	PN21110N	-
0/100 psi/kPa	PN2644N	PN21094N	PN2659N	-	PN21111N	-
0/160 psi/kPa	PN2645N	PN21095N	PN2660N	-	PN21112N	-
0/200 psi/kPa	PN2646N	PN21096N	PN2661N	-	PN21113N	-
0/300 psi/kPa	PN2647N	PN21097N	PN2662N	-	PN21114N	-
0/400 psi/kPa	PN2650N	PN2150N	PN2666N	-	PN21115N	-
0/600 psi/kPa	PN2648N	PN21098N	PN2663N	-	PN21116N	-
0/1,000 psi/kPa	PN2649N	PN21099N	PN2664N	-	PN21117N	PN21217N
0/1,500 psi/kPa	-	-	PN2665N	PN21190N	PN21118N	PN21218N
0/2,000 psi/kPa	-	-	PN2667N	PN21191N	PN21119N	PN21219N
0/3,000 psi/kPa	-	-	PN2668N	PN21192N	PN21120N	PN21220N
0/4,000 psi/kPa	-	-	PN2701N	PN2702N	PN21121N	PN21221N
0/5,000 psi/kPa	-	-	PN2669N	PN21193N	PN21122N	PN21222N
0/6,000 psi/kPa	-	-	PN2675N	PN2175N	PN21123N	PN21223N
0/10,000 psi/kPa	-	-	PN2670N	PN21194N	PN21124N	PN21224N
0/15,000 psi/kPa	-	-	PN2671N	PN21195N	PN21125N	PN21225N
0/20,000 psi/kPa	-	-	PN2672N	PN21196N	PN21126N	PN21226N

Other ranges and connection sizes available upon request. For scale change, refer to How to Order Guide for scale codes.

For options, attach suffix to end of order code: i.e. PN22657N-DRY for DRY CASE

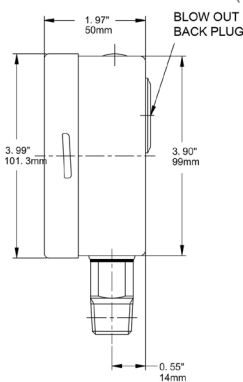
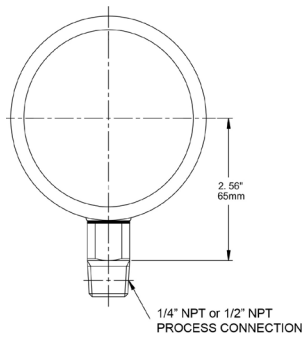
Option suffix:

- 4BF = 4" (100mm) Back flange
- 4FF = 4" (100mm) Front flange
- 4NSS = 4" (100mm) SS case
- 4UC-P = 4" (100mm) U-Clamp premium

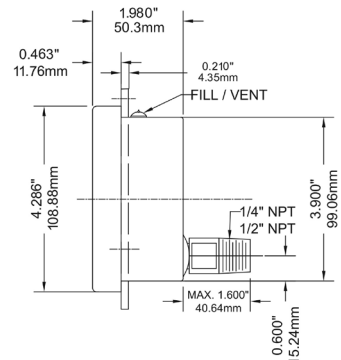
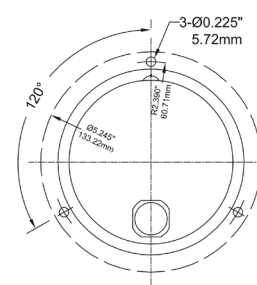
- 6BF = 6" (150mm) Back flange
- 6FF = 6" (150mm) Front flange
- 6NSS = 6" (150mm) SS case
- 6UC-P = 6" (150mm) U-Clamp premium

- DRY = Supply gauge dry
- EN = EN837-1 compliant
- REST = Restrictor screw

4" Bottom Connection



4" Back Connection



6" Bottom Connection

