



Description & Features:

- Designed for continuous level measurement in water or other liquids with low viscosity
- 316L SS probe with stainless steel sensor for ease of cleaning
- Available ranges from H₂O up to 300 psi
- ±0.1% to ±0.35% accuracy ratings
- NEMA 6P / IP68. Approved for outdoor use
- Customizable
- 1 year warranty



Applications:

- Typical installations include ground or tank level monitoring of water and sewage treatment measurement

Specifications

Output Signal	Standard 2-wire: 4-20 mA / V _s = 8-32 Vdc Optional 3-wire: 0-20 mA / V _s = 14-30 Vdc 0-10 V / V _s = 14-30 Vdc
Accuracy	±0.35% FSO Optional nominal pressure ≥ 5 psi: ≤±0.25% FSO BFSL All nominal pressure <±0.1% FSO BFSL
Permissible Load	Current 2-wire: R _{max} = [(V _s - V _s min) / 0.02] Ohm Current 3-wire: R _{max} = 500 Ohm Voltage 3-wire: R _{min} = 10 kOhm
Influence Effects	Supply: 0.05% FSO / 10 V Load: 0.05% FSO / kOhm
Long-term Stability	<±0.1% FSO/yr
Response Time	≤10 ms*
Permissible Temperatures	Medium: 14°F to 158°F (-10°C to 70°C) Storage: -13°F to 158°F (-25°C to 70°C)
Reverse Polarity Protection	No damage. No function.
Electromagnetic Compatibility	Emission and immunity according to EN 61326
Electrical Connection	Cable with sheath material**: PVC grey, PUR black, FEP black, others available
Pollution Degree	4, electrical equipment for outdoor use
Housing	316L SS
Seals	FKM, others available
Diaphragm	316L SS
Weight	200 g (without cable)
Current Consumption	Current: 25 mA max Voltage: 7 mA max
Connecting Cables	Cable capacitance: Signal line/shield and signal line/signal line: 160 pF/m Cable inductance: Signal line/shield and signal line/signal line: 1 μH/m
Enclosure Rating	NEMA 6P / IP68

Order Codes

Range	Over-pressure	Burst Pressure	Code
0/50" water	7 psi	22 psi	LM6W05
0/100" water	15 psi	22 psi	LM6W10
0/150" water	29 psi	44 psi	LM6W15
0/200" water	29 psi	44 psi	LM6W20
0/300" water	73 psi	109 psi	LM6W30
0/400" water	73 psi	109 psi	LM6W40
0/5 psi	15 psi	22 psi	LM6005
0/10 psi	73 psi	109 psi	LM6010
0/15 psi	73 psi	109 psi	LM6015
0/25 psi	145 psi	218 psi	LM6025
0/50 psi	145 psi	218 psi	LM6050
0/100 psi	580 psi	725 psi	LM6100
0/200 psi	580 psi	725 psi	LM6200
0/300 psi	1,160 psi	1,740 psi	LM6300

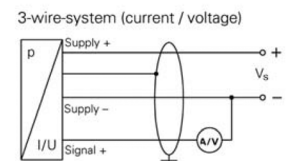
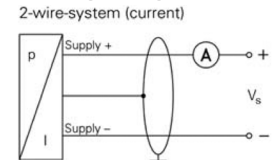
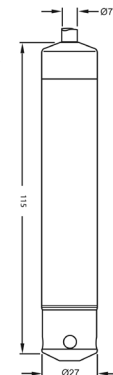
Thermal Errors (Offset and Span)

Nominal Pressure (psi)	<5	>5
Tolerance Band (% FSO)	<±1	<±0.75
Compensated Range	32°F to 158°F 0°C to 70°C	

Pin Configuration

Electrical Connection	Cable Colours (DIN 47100)	
2-wire system	Supply + Supply -	White Brown
	Ground	Yellow/green (shield)
	Supply + Supply - Signal +	White Brown Green
3-wire system	Ground	Yellow/green (shield)

Wiring Diagram



* With optional accuracy 0.1% FSO the response time is 200 ms

** Cable with integrated air tube for atmospheric pressure reference

Note: Measurements are in mm. Total length of devices with accuracy 0.1% FSO IEC 60770 increases by 35mm. Cable not included (specify type and length)